

DC 24V voltage light control power supply LAN 10bit

High-function Voltage Light Control Power Supply

IWDV-24 series


It's suitable high-capacity voltage light for line-sensor · large surface lighting. Released a 2ch power supply, it can be used to a maximum of 4ch at slave




- As it is capable of varying output voltage, the IWDV series is ideal for use with a line-sensor camera or high-speed camera.
- Since DC 24V driving light which has 100W, 300W or 600W of power consumption can be connected to it, various lights can be used.
- It is possible to switch between LAN and parallel communication for external light control.

Model	IWDV-100S-24	IWDV-300S-24	IWDV-600M2-24(Master)	IWDV-300M1-24(Slave)
Input Voltage	AC100~240V			
Operating Frequency	50/60Hz			
Rated Output	DC24V			
Capacity	100W	300W	Total 600W(300W/CH)	300W
Channel numbers	Single split-channel output 5connectors (metal connectors x1+ SM connectors x4)	Single split-channel output 6connectors (metal connectors x2+ SM connectors x4)	2CH 4connectors/CH (metal connectors x2+ SM connectors x2)	1CH 4connectors/CH (metal connectors x2+ SM connectors x2)
Light Control Method	Variable output voltage system			
External Control	External ON/OFF External light control(10-bit parallel communication/LAN communication)			
Drawing	1	2	3	4


Supported Lights



600,000 lx Natural Air Cooling Type Line Light
IDBB - LSR series (P.13)



Half-pipe Light for Line Sensor
IQDH - LSR series (P.14)



Briback Line Light II
IDBB - RE series (P.16)

Others, such as the IDBA-LEH2 SM connector DC24V lighting

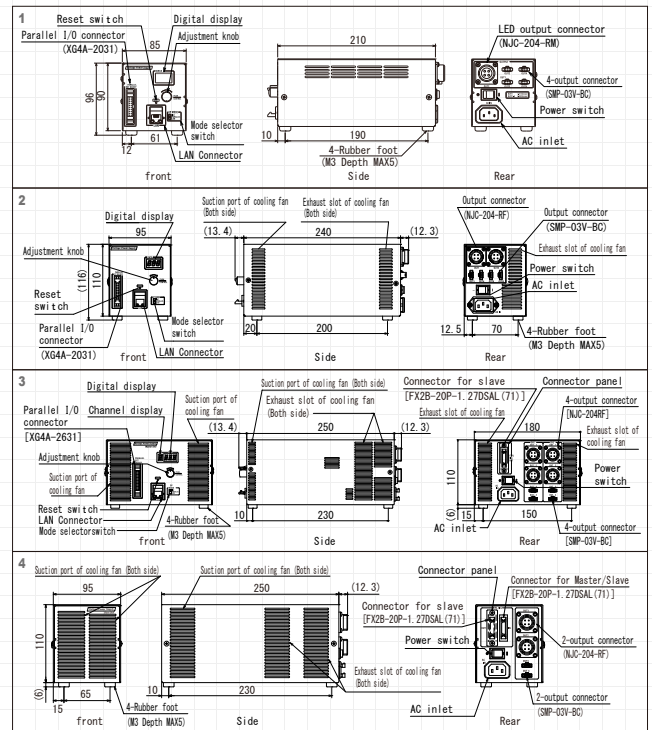
Connection cable

IDBB-LSR series/IQDH-LSR series/IDBA-LEH2 series ext.

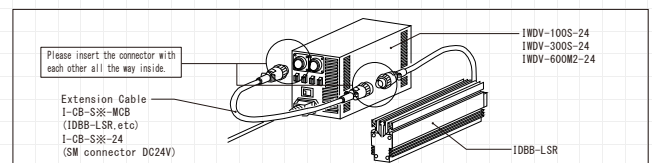
Model	Length(m)
I-CB-S1R-MCB	1
I-CB-S2R-MCB	2
I-CB-S3R-MCB	3
I-CB-S5R-MCB	5
I-CB-S10R-MCB	10

SM connector 24V series

Model	Length(m)
I-CB-S1-24	1
I-CB-S2-24	2
I-CB-S3-24	3
I-CB-S4-24	4
I-CB-S5-24	5
I-CB-S10-24	10




Configuration example



10bit parallel signal external ON/OFF control cable

Model	Length(m)
IC-MIL-20-1	1
IC-MIL-20-2	2
IC-MIL-20-3	3
IC-MIL-20-5	5
IC-MIL-20-10	10

2CH~4CH Specifications: IWDV-600M2-24 (master) + IWDV-300M1-24 (slave) connection method



Model	Length(m)
IC-FX2-20-0.5	0.5
IC-FX2-20-1	1
IC-FX2-20-2	2

INDEX
Line Light
Ring Light
Bar Light
Transmissive Light
Dome Light
Coaxial Light
Special Lighting
Power Supplies
Optional Accessories