


Coaxial Light

IFV series

Ideal for objects with mirrored surfaces

Highly uniform illumination with coaxial and straight coaxial light

DC 24V Models Available



Coaxial Models

Model	Light Color	Power Consumption (W)	Input Voltage	SAG (*)	Power Supply	Drawing
IFV-C13□-HM	DR	0.3	DC12V	C5	ILP-30M2 (P.69) IDGB series (P.67) other, overdrive power supply etc.	1
	DW B G	0.6		FF		2
IFV-C20□	DR	1.2		C6		3
	DW B G	1.7		FF		4
IFV-C32□	DR	2.4		C6		5
	DW B G	2.6		FF		6
IFV-C40□	DR	3.6		C7		7
	DW B G	3.1	FF	8		
IFV-C50□	DR	6	C9	9		
	DW B G	4.9	FF	10		
IFV-C70□	DR	10.2	CC	11		
	DW B G	10.1	FF	12		
IFV-C100□	DR	19.2	D2	13		
	DW B G	19.5	FF	14		

Straight Coaxial (Beam Splitter Type) Models

Model	Light Color	Power Consumption (W)	Input Voltage	SAG (*)	Power Supply	Drawing
IFV-C18□-BS-C01	DR	1.2	DC12V	C6	ILP-30M2 (P.69) IDGB series (P.67) other, overdrive power supply etc.	8
	DW B G	1.3		FF		9
IFV-C28□-BS-C01	DR	3		C7		10
	DW B G	3.5	FF	11		

Straight Coaxial (Half-Mirror Type) Models

Model	Light Color	Power Consumption (W)	Input Voltage	SAG (*)	Power Supply	Drawing
IFV-C32□-C01	DR	2.4	DC12V	C6	ILP-30M2 (P.69) IDGB series (P.67) other, overdrive power supply etc.	10
	DW B G	2.6		FF		11
IFV-C40□-C01	DR	3.6		C7		12
	DW B G	3.1		FF		13
IFV-C50□-C01	DR	6		C8		14
	DW B G	4.9		FF		15

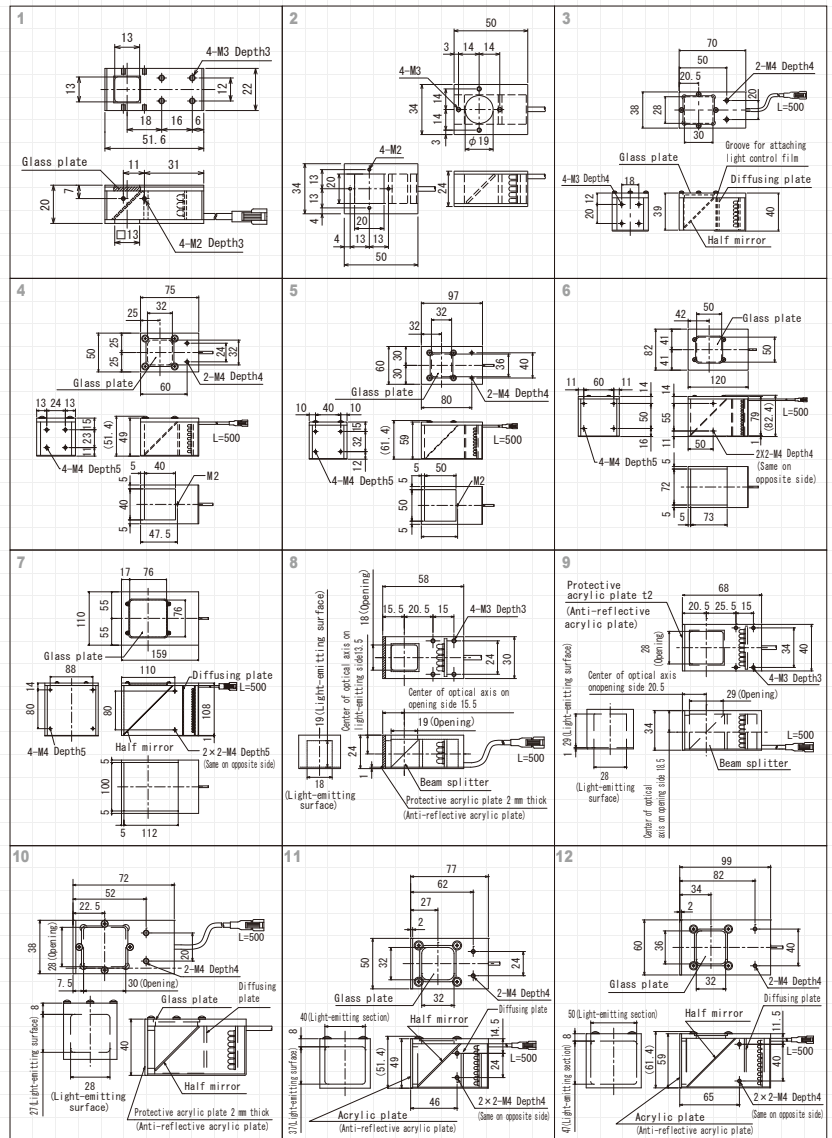
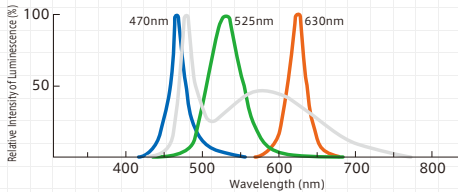
□ represents light color (DR=Red, DW=White, B=Blue, G=Green)

*Input voltage is DC 12V, but DC 24V models are also available.

*See page 60 for DC 24V models. *Sizes other than those above are also available.

*The SAG value indicates the maximum voltage setting for SAG power supplies. For details, see page 75.

Wavelength Characteristics



Effect Defects can be easily identified using regular reflection when illuminating the subject from the optical axis.



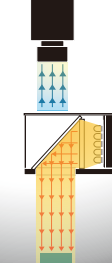
Bar light



IFV-C50DR

LIGHTING STRUCTURE

Coaxial Light



LIGHTING STRUCTURE

straight coaxial light

