

MVL-HF5028M-6MP
1/1.8" 50mm 6MP FA LENS

FA series Lens are optimized for machine vision light sources and sensors, with high resolution, excellent image uniformity, high transmittance and good stability. Featured with fixed focal length, manual aperture and compact size, it is suitable for machine vision industry applications.



Key Features

- High resolution and excellent image uniformity
- Low distortion to ensure measurement accuracy
- Maximum image circle of 1/1.8"
- Easy device integration with compact structure

Order Model

MVL-HF5028M-6MP

Specification

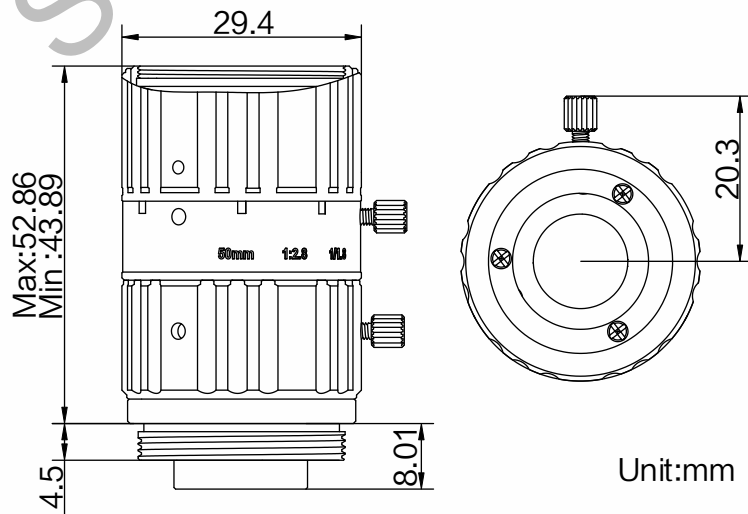
Model		MVL-HF5028M-6MP	
Parameter		Fixed focal length, Manual iris, 6MP, FA Lens	
Focal Length		50mm	C-Mount
F-Number		F2.8~F16	17.526mm
Image Size		Φ9mm(1/1.8")	M25.5*0.5
Optical Distortion		0.11%	0.3m
Control	Iris	Manual	Dimension
	Focus	Manual	
Operating Temperature		-10~50°C	72g
Angle of View		1/1.8"	D (8.96mm) 9.7°
			H (7.37mm) 8.0°
			V (4.92mm) 5.4°



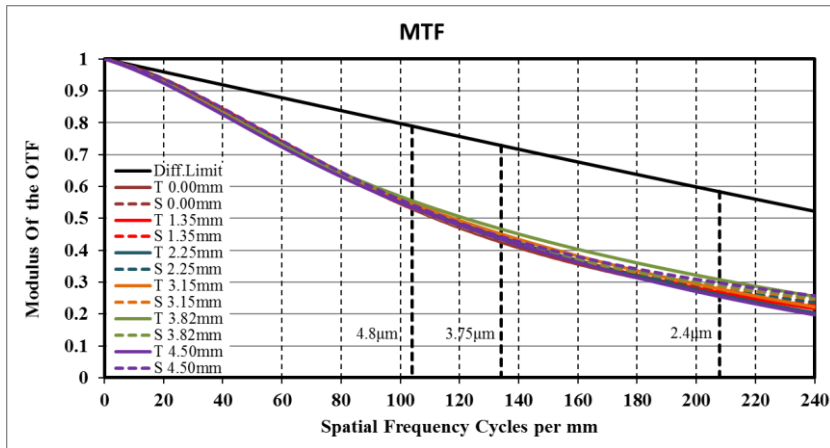
Field of View

Working Distance (mm)	Magnification	Extension (mm)	Field of View (mm)			
			1/1.8"		1/2"	
			(7.38mm × 4.92mm)		(6.22mm × 4.67mm)	
			H	V	H	V
50	-0.873	38	8.45	5.63	7.12	5.35
75	-0.633	25	11.66	7.77	9.82	7.38
100	-0.500	17	14.77	9.84	12.45	9.34
150	-0.341	9	21.65	14.43	18.25	13.70
200	-0.263	4	28.02	18.68	23.61	17.73
250	-0.209	2	35.24	23.50	29.70	22.30
300	-0.176		41.89	27.93	35.31	26.51
350	-0.148		49.96	33.31	42.11	31.62
400	-0.127		58.04	38.69	48.92	36.73
450	-0.112		66.11	44.07	55.72	41.84
500	-0.100		74.19	49.46	62.53	46.95
550	-0.090		82.26	54.84	69.33	52.05
600	-0.082		90.33	60.22	76.13	57.16
650	-0.075		98.41	65.60	82.94	62.27
700	-0.069		106.48	70.98	89.74	67.38
750	-0.064		114.55	76.37	96.55	72.49
800	-0.060		122.62	81.75	103.35	77.59
850	-0.057		130.69	87.13	110.15	82.70
900	-0.053		138.77	92.51	116.96	87.81
950	-0.050		146.84	97.89	123.76	92.92
1000	-0.048		154.91	103.27	130.56	98.03

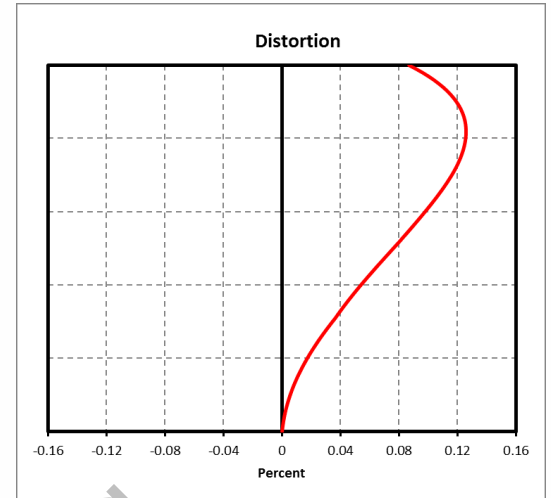
Dimension



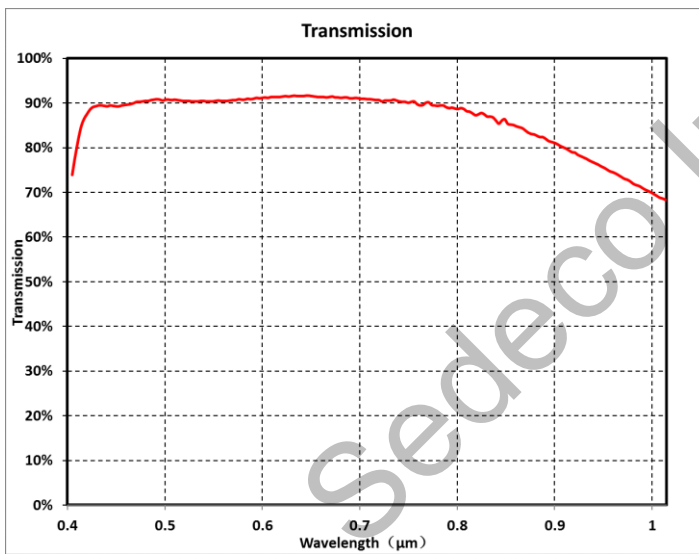
MTF



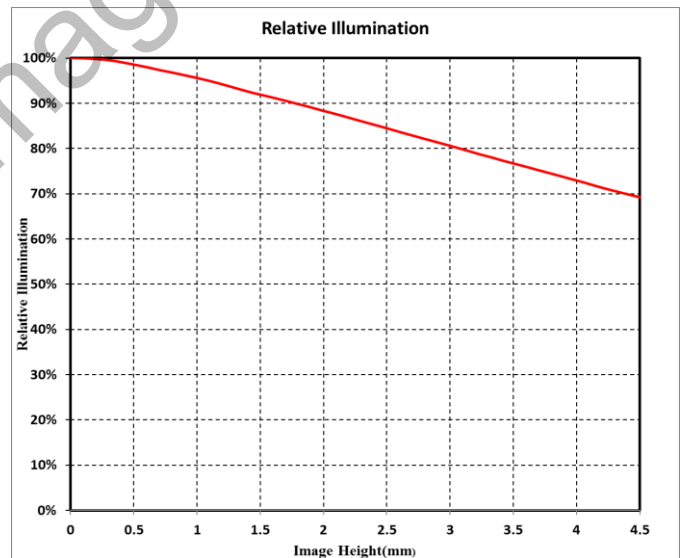
Distortion



Transmission



Relative Illumination



Note: The above curves are the simulate results based on F2.8, $\beta=-0.082$, WD=600 mm.

HIKROBOT

Hangzhou Hikrobot Technology Co., Ltd.
No.399 Danfeng Road, Binjiang District, Hangzhou 310051, China.
en.hikrobotics.com

SEDECO

IMAGING

Germany, Austria, Switzerland
Sedeco Imaging GmbH
Unterer Dammweg 12
76149 Karlsruhe
Germany
T. +49 721 5604 7980
info@sedeco-imaging.com

BeNeLux
Sedeco Imaging B.V.
Trasmolenlaan 12
3447 GZ Woerden
the Netherlands
T. +31 348 749110
info@sedeco-imaging.nl

www.sedeco-imaging.com

Copyright Hikrobot

Hangzhou Hikrobot Technology Co., Ltd. All Rights Reserved. Hangzhou Hikrobot Technology does not tolerate any infringement. Any organization or individual may not imitate or reproduce in whole or in part of the content. The data herein is based on Hikrobot's internal evaluation. Actual data may vary depending on specific configuration and operating condition. The information herein is subject to change without notice All the content has been checked conscientiously. Nevertheless, Hikrobot shall not be liable to damages resulting from errors, inconsistencies or omissions.