

MVL-HF0828M-6MP
1/1.8" 8mm 6MP FA LENS

FA series Lens are optimized for machine vision light sources and sensors, with high resolution, excellent image uniformity, high transmittance and good stability. Featured with fixed focal length, manual aperture and compact size, it is suitable for machine vision industry applications.



Key Features

- High resolution and excellent image uniformity
- Low distortion to ensure measurement accuracy
- Maximum image circle of 1/1.8"
- Easy device integration with compact structure

Order Model

MVL-HF0828M-6MP

Specification

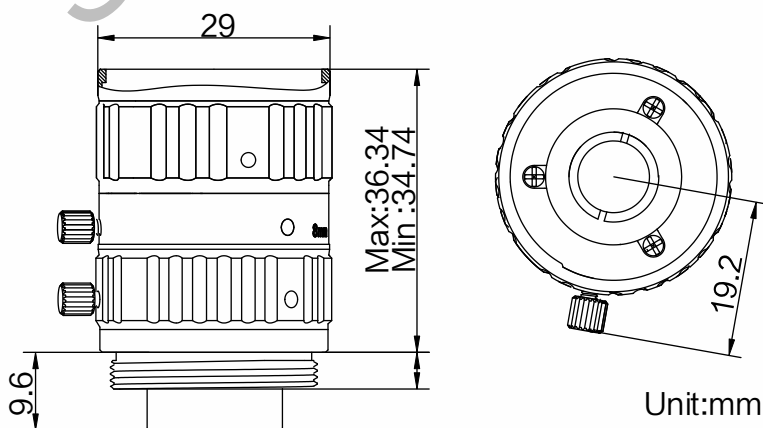
Model		MVL-HF0828M-6MP		
Parameter		Fixed focal length, Manual iris, 6MP, FA Lens		
Focal Length		8mm	Mount	C-Mount
F-Number		F2.8~F16	Flange Back Length	17.526mm
Image Size		Φ9mm(1/1.8")	Filter Thread	M27*0.5
Optical Distortion		-0.96%	Minimum Operation Distance	0.05m
Control	Iris	Manual	Dimension	Φ29 × 34.74mm
	Focus	Manual		
Operating Temperature		-10~50°C	Weight	59g
Angle of View		1/1.8"	D (8.96mm)	58.5°
			H (7.37mm)	49.3°
			V (4.92mm)	34.0°



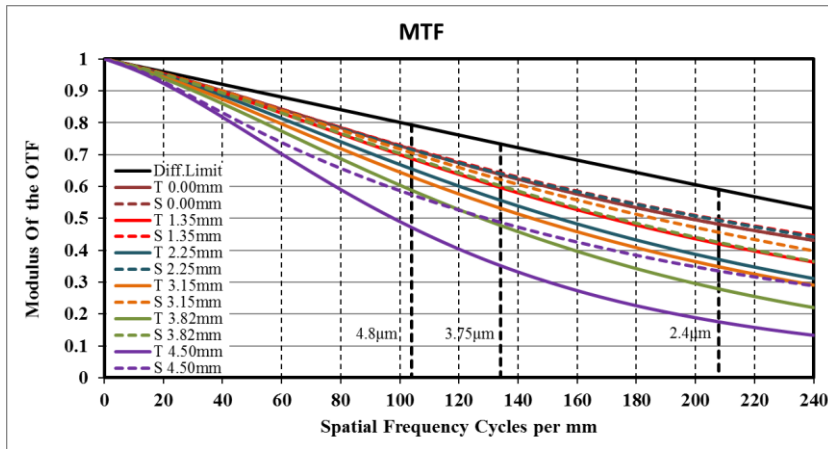
Field of View

Working Distance (mm)	Magnification	Extension (mm)	Field of View (mm)			
			1/1.8"		1/2"	
			(7.38mm × 4.92mm)		(6.22mm × 4.67mm)	
			H	V	H	V
25	-0.201	1	37.61	24.80	31.53	23.52
50	-0.128	1	58.67	38.82	49.27	36.83
75	-0.087		86.21	57.08	72.42	54.14
100	-0.069		108.97	72.22	91.59	68.51
150	-0.048		154.50	102.50	129.94	97.24
200	-0.037		200.05	132.79	168.29	125.98
250	-0.030		245.59	163.08	206.64	154.72
300	-0.026		291.14	193.36	244.99	183.46
350	-0.022		336.69	223.65	283.35	212.20
400	-0.020		382.24	253.94	321.70	240.94
450	-0.017		427.79	284.23	360.06	269.68
500	-0.016		473.34	314.52	398.41	298.42
550	-0.014		518.89	344.81	436.77	327.17
600	-0.013		564.44	375.10	475.12	355.91
650	-0.012		609.99	405.39	513.48	384.65
700	-0.011		655.54	435.68	551.83	413.39
800	-0.010		746.64	496.29	628.54	470.87
900	-0.009		837.74	556.84	705.25	528.35
1000	-0.008		928.84	617.42	781.97	585.84

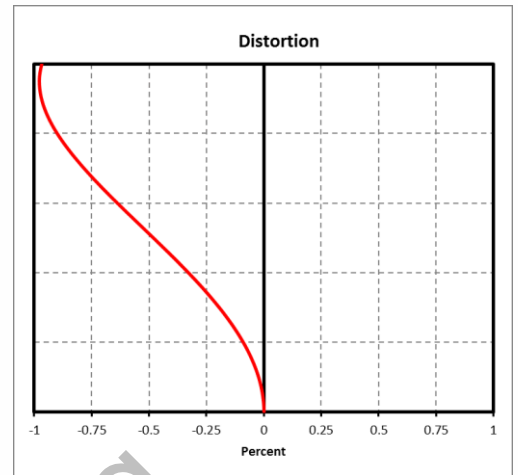
Dimension



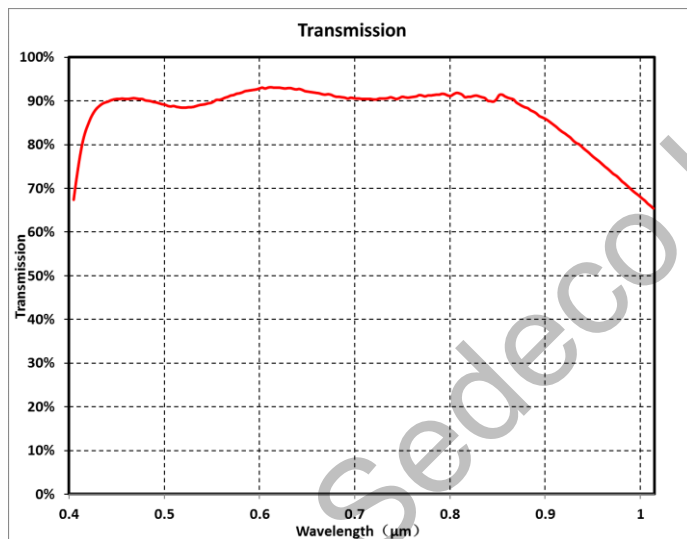
MTF



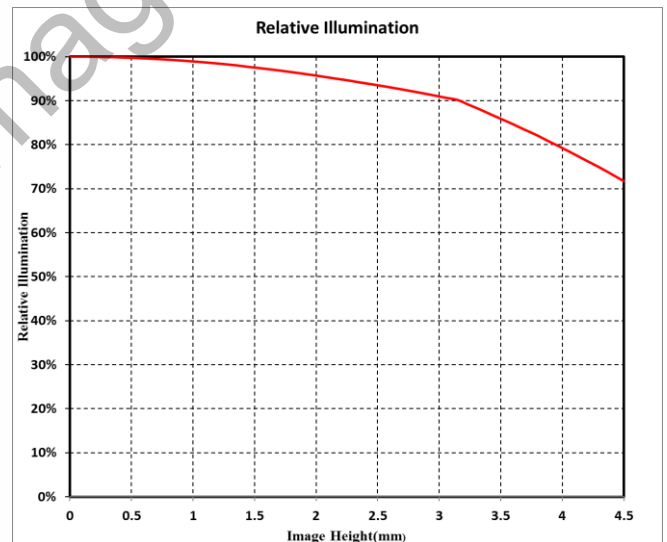
Distortion



Transmission



Relative Illumination



Note: The above curves are the simulate results based on F2.8, $\beta=-0.022$, WD=350 mm.

HIKROBOT

Hangzhou Hikrobot Technology Co., Ltd.
No.399 Danfeng Road, Binjiang District, Hangzhou 310051, China.
en.hikrobotics.com

SEDECO IMAGING

Germany, Austria, Switzerland
Sedeco Imaging GmbH
Unterer Dammweg 12
76149 Karlsruhe
Germany
T. +49 721 5604 7980
info@sedeco-imaging.com

BeNeLux
Sedeco Imaging B.V.
Trasmolenlaan 12
3447 GZ Woerden
the Netherlands
T. +31 348 749110
info@sedeco-imaging.nl

www.sedeco-imaging.com

Copyright Hikrobot

Hangzhou Hikrobot Technology Co., Ltd. All Rights Reserved. Hangzhou Hikrobot Technology does not tolerate any infringement. Any organization or individual may not imitate or reproduce in whole or in part of the content. The data herein is based on Hikrobot's internal evaluation. Actual data may vary depending on specific configuration and operating condition. The information herein is subject to change without notice. All the content has been checked conscientiously. Nevertheless, Hikrobot shall not be liable to damages resulting from errors, inconsistencies or omissions.